





Airturbine Handpiece

Spray Lubrication & Cleaning

	<p>Please use the nozzle for cleaning air turbine or chuck, as in the photo.</p> <p>* The spray in the photo is Yoshida Spray.</p>
	<p>Push the tip of spray nozzle in drive-air hole (arrowed in the photo) at the back end of handpiece.</p> <p>* Push the nozzle well to avoid oil leak. Hold the handpiece tight to avoid being blown away by air-pressure.</p>
	<p>Spray oil about fully 2 seconds. Please confirm that oil oozes out of head part.</p> <p>Wipe off excessive oil after spraying. Repeat spraying till oil oozing-out becomes clean.</p>
	<p>When blood, saliva, water enters the head of handpiece, it can drive out debris inside to spray in the chuck hole for about 2 seconds.</p> <p>Hold the handpiece tight to avoid being blown away by air-pressure. Repeat spraying till oil oozing-out becomes clean.</p> <p>* Please have the handpiece repaired, if you notice any abnormality.</p>